











SESSION DESCRIPTIONS

| For: | Description: |
|---|---|
|  | This is Scouting: An introduction that highlights the values, aims, history, funding and methods of Scouting. |
|  | Trek Safely/Climb on Safely: Learn BSA's recommended procedures for organizing and carrying out outdoor treks; and climbing and rappelling activities at a natural site or a climbing wall or tower. |
|  | Youth Protection Guidelines: Training for Adult Venturing Leaders: Provides leaders with information on youth protection issues relevant to older Scouts and Venturing aged youth. |
|  | Adult CPR/AED/First Aid/Child CPR Challenge (Plan 45 min.—1 hr.): To complete a challenge successfully, participants must pass a written test (score at least 80%) and successfully demonstrate the following skills: Adult/Child CPR (checking an unconscious adult/child, care for a conscious choking adult/child, adult/child CPR, care for an unconscious choking adult/child), First Aid, Adult AED. |
|  | Safe Swim Defense/Safety Afloat: Learn the 8 defenses for safe swimming and the 9 points of safety afloat. Required training for BSA units to engage in swimming activities and excursions on the water, such as canoeing, tubing and rowing. Both of these will be covered in this session. |
|  | Allergic Reaction/Epinephrine: Learn to recognize the signs and symptoms of an allergic reaction and assist with use of the epinephrine auto-injector. |
|  | Webelos to Scout Transition: Learn how to prepare Webelos (and their parents) for the move into a Boy Scout Troop. |
|  | Risk Zone: Learn to recognize when you are in the "risk zone," where you are no longer safe to be driving and how to travel safely when pulling a trailer. |
|  | Unit Leader's Guide/Unit Committee's Guide to Planning and Preparing for Summer Camp: Learn what the unit leader and the unit committee's responsibilities are for planning and preparing for your Scout's summer camp experiences. |



Old North State University



Saturday, February 20, 2010

Old North State Council
Reynolds Family Scout Office
1405 Westover Terrace
Greensboro, NC 27408

For additional information on the
Old North State University
Contact the Scout Office at 336-378-9166,
or Nita Grubbs, npg72688@bellsouth.net.

| Registration | | | | | |
|--|-----------------------------------|--|---|---|---|
| This is Scouting | How to Conduct Interfaith Worship | Safe Swim Defense | Allergic Reaction and Use of the Epinephrine Auto-Injector | NC Hunter Safety This course begins on Friday night, February 19. | Adult CPR/AED; Child CPR; First Aid Challenges Floating. Last start 9:30am. Allow 45 min.-1hr. |
| | Pack Trainer | Safety Afloat | Asthma and Use of the Asthma Inhaler | | |
| Webelos to Scout Transition | Scouting Software | Youth Protection Guidelines: Training for Adult Venturing Leaders | Youth Protection Guidelines: Training for Volunteer Leaders and Parents | | |
| Lunch (Lunch is on your own.) | | | | | |
| Venture Leader Training Pre-requisite: This is Scouting) | Cub Scout and Boy Scout Paperwork | Chartered Organization Representative Training Pre-requisite: This is Scouting | Unit Leader's Guide to Planning and Preparing for Summer Camp | NC Hunter Safety, cont. | |
| | | | Unit Committee's Guide to Planning and Preparing for Summer Camp | | |
| Trek Safely and Climb on Safely | Troop Committee Training | Online Re-Charter, Advancement and Resources | The Risk Zone and Scouting Safety... Begins with Leadership | | Adult CPR/AED; Child CPR; First Aid Challenges Floating. Last start 4pm. Allow 45 min.-1hr. |
| Tour Permit Questions and Answers | | | | | |

Pre-registration is encouraged. Courses with low registrations may be canceled without notice. Those registering on or before February 4th will receive a special course notebook.

Lunch is on your own.

Please let us know if you need assistance with selecting a place for your lunch.

How to find us:

From I-40 and 85 take Hwy. 29 North toward Reidsville or Danville

Look for the Wendover Avenue (West) Exit -- W. Wendover Avenue. Continue to follow W. Wendover Avenue for approximately 4 miles. Exit right (Westover Terrace Exit). Turn left onto Westover Terrace. Our driveway is immediately on the left between the Fire Station and Lucky 32 Restaurant.

From High Point, Lexington Area

Take I40 – 85 to Wendover East. Follow Wendover E. for approximately 6 miles. Exit to the right at Westover Terrace Ramp. At light, turn left onto Westover Terrace. Our driveway is immediately on the left between the Fire Station and Lucky 32 Restaurant.

From Asheboro area (areas South of Greensboro)

220 North (future 73N) to Coliseum Blvd. Turn left onto Coliseum Blvd. go approximately 1.5 miles, turn right onto West Lee Street. Go approximately .5 mile, turn left onto Aycock (Aycock will become Westover Terrace) Go approximately 1.5 miles and turn left between the Fire Station and Lucky 32 Restaurant.

From Madison, Stoneville (Areas North of Greensboro)

220 South to Greensboro (220 becomes Battleground Ave.) Stay on Battleground Ave. to Westover Terrace (bare right onto Westover Terrace). Cross Green Valley Road. Go .1 mile, our driveway is on the right between the Fire Station and Lucky 32 Restaurant.

For a map to our facility, go to the Council website at: <http://www.bsaonsc.org/servicecenter.htm>.

Old North State University Registration Form

Name _____

Address _____

City, State, Zip _____

Phone Contact Number _____

Email _____

District/Council _____

Position in Scouting _____








This form must be **filled out completely**.







For online registration go to www.bsaonsc.org.

Fill in the box for the sessions you wish to attend. Be sure to check session times to be sure none of your sessions overlap.

- This is Scouting
- Trek Safely/Climb on Safely
- Youth Protection Guidelines: Training for Adult Venturing Leaders
- Adult CPR/AED/First Aid and Child Challenges
- Safe Swim Defense
- Safety Afloat
- Allergic Reaction/Epinephrine
- Webelos to Scout Transition
- Online Re-charter, Advancement and Resources
- How to Conduct Interfaith Worship
- Scouting Software
- Asthma/Asthma Inhaler
- Chartered Organization Representative Training
- Venture Leader Training
- Cub Scout/Boy Scout Paperwork
- Youth Protection Guidelines: Training for Volunteer Leaders and Parents
- Pack Trainer
- Troop Committee Training
- Risk Zone/Scouting Safety...Begins with Leadership
- Tour Permit Questions and Answers
- NC Hunter Safety

SESSION DESCRIPTIONS

| For: | Description: |
|---|---|
|  | How to Conduct Interfaith Worship. Learn how to provide a service that encompasses each individual Scout's own worship in accord with their religious beliefs, practices and commitments. |
|  | Scouting Software: Learn about software that helps Scout leaders run a more effective program. |
|  | Asthma/Asthma Inhaler: Learn to recognize the signs and symptoms of an asthma attack and assist with the use of an asthma inhaler. |
|  | Chartered Organization Representative Training: An orientation course designed to familiarize Chartered Organization Representatives with Scouting's purpose, mission, structure, programs and more. |
|  | Venture Leader Training: Provides an introduction to the new or potential adult Venture crew leader to the Venturing program by providing basic information needed to operate a crew successfully. |
|  | Online Re-Charter, Advancement and Resources. Learn ways to use online resources and forms for re-charter, advancement, etc. |
|  | Tour Permits. Understand the council policy for the Tour Permit Application and get tips and tricks for simplifying the application process. |

| For: | Description: |
|---|---|
|  | Cub Scout/Boy Scout Paperwork: Learn about the paperwork needed for advancement, trip planning and other activities. |
|  | Youth Protection Guidelines: Training for Volunteer Leaders and Parents: Provides leaders with basic information on youth protection issues relevant to Cub Scout and Boy Scout age youth. |
|  | Pack Trainer: Learn the responsibilities of the pack trainer. |
|  | Troop Committee Training: Provides Troop Committee members with an introduction to the responsibilities, opportunities and resources that will ensure qualified troop leadership. |
|  | Scouting Safety...Begins with Leadership. Learn basic trip planning skills using the <i>Guide to Safe Scouting</i> and the <i>Sweet 16 of BSA Safety</i> . |
|  | North Carolina Hunter Safety. Learn about promoting safety in the outdoors and about the various shooting sports available through the Old North State Council. |

Please Pre-register!!
Courses with low registrations may be canceled without notice. Those registering before February 4th will receive a special course notebook.

| | | |
|---|--------------------------|---------|
| Course Fee (on or before Feb. 4, 2010) | <input type="checkbox"/> | \$10.00 |
| Course Fee, plus Challenges (on or before Feb. 4, 2010) | <input type="checkbox"/> | \$16.00 |
| Course Fee after Feb. 4, 2010 | <input type="checkbox"/> | \$15.00 |
| Course Fee, Plus Challenges after Feb. 4, 2010 | <input type="checkbox"/> | \$21.00 |
| CPR/First Aid/AED Challenge ONLY Fee | <input type="checkbox"/> | \$6.00 |
| NC Hunter Safety Course Fee | <input type="checkbox"/> | \$5.00 |
| Total Due | | |

**Make checks payable to the
Old North State Council**