









SESSION DESCRIPTIONS

For:	Description:
	New Leader Essentials: Provides an introduction that highlights the values, aims, history, funding and methods of Scouting.
	Trek Safely/Climb on Safely: Trek Safely is the BSA's recommended procedure for organizing and carrying out outdoor treks, such as hiking, backpacking, canoeing and mountain biking. Climb on Safely focuses on climbing and rappelling activities at a natural site or a climbing wall or tower.
	Youth Protection Guidelines: Training for Adult Venturing Leaders: Provides leaders with information on youth protection issues relevant to older Scouts and Venturing aged youth.
	Adult CPR/First Aid Challenge (Plan 45 min.—1 hr.): Those needing Adult CPR and/or First Aid may take a challenge exam to recertify. To complete a challenge successfully, participants must pass a written test (score at least 80%) and successfully demonstrate the following skills: Adult CPR (checking an unconscious adult, care for a conscious choking adult, adult CPR, care for an unconscious choking adult) and First Aid (apply a bandage to control bleeding, apply a sling and binder).
	Safe Swim Defense/Safety Afloat: Learn the 8 defenses for safe swimming and the 9 points of safety afloat. Required training for BSA units to engage in swimming activities and excursions on the water, such as canoeing, tubing and rowing. Both of these will be covered in this session.
	Allergic Reaction/Epinephrine: Learn to recognize the signs and symptoms of an allergic reaction and assist with use of the epinephrine auto-injector.
	Webelos to Scout Transition: Learn how to prepare Webelos (and their parents) for the move into a Boy Scout Troop.
	Risk Zone: Learn to recognize when you are in the "risk zone," where you are no longer safe to be driving and how to travel safely when pulling a trailer.



Old North State University



Saturday, February 21, 2009

Old North State Council
Reynolds Family Scout Office
1405 Westover Terrace
Greensboro, NC 27408

Registration				
8:00				
8:30				
9:00	New Leader Essentials	Trek Safely and Climb on Safely	Youth Protection Guidelines: Training for Adult Venturing Leaders	Adult CPR and First Aid Challenges Floating during this time period
9:30			Safe Swim Defense and Safety Afloat	
10:00		Webelos to Scout Transition	Swim Check Supervisor Training	
10:30				
11:00				
11:30				
Lunch (Lunch is on your own.)				
12:00				
12:30				
1:00	What is a "Scouts Own" Service?	Scouting Software	Asthma and Use of the Asthma Inhaler	Chartered Organization Representative Training
1:30				
2:00	Venture Leader Training	Cub Scout and Boy Scout Paperwork	Youth Protection Guidelines: Training for Volunteer Leaders and Parents	Owning Your Unit Membership
2:30				
3:00				Troop Committee Training
3:30				
4:00				
4:30				

Pre-registration is encouraged, as classes will be filled based on each **paid** registration in the order it is received. Sign in and on-site registration (for available class space) will begin at 8:00am on February 21.

Lunch is on your own.

There are a number of easy to reach places to eat within a short distance from the Scout office. Please let us know if you need assistance with selecting a place for your lunch.

For additional information on the **Old North State University** Contact the Scout Office at 336-378-9166

How to find us:

From I-40 and 85 take Hwy. 29 North toward Reidsville or Danville

Look for the Wendover Avenue (West) Exit -- W. Wendover Avenue
Continue to follow W. Wendover Avenue for approximately 4 miles. Exit right (Westover Terrace Exit)
turn left onto Westover Terrace. Our driveway is immediately on the left between the Fire Station and
Lucky 32 Restaurant.

From High Point, Lexington Area

Take I40 – 85 to Wendover East. Follow Wendover E. for approximately 6 miles. Exit to the right at Westover
Terrace Ramp. At light, turn left onto Westover Terrace. Our driveway is immediately on the left between
the Fire Station and Lucky 32 Restaurant.

From Asheboro area (areas South of Greensboro)

220 North (future 73N) to Coliseum Blvd. Turn left onto Coliseum Blvd. go approximately 1.5 miles, turn
right onto West Lee Street. Go approximately .5 mile, turn left onto Aycock (Aycock will become Westover
Terrace) Go approximately 1.5 miles and turn left between the Fire Station and Lucky 32 Restaurant.

From Madison, Stoneville (Areas North of Greensboro)

220 South to Greensboro (220 becomes Battleground Ave.)
Stay on Battleground Ave. to Westover Terrace (bare right onto Westover Terrace). Cross Green Valley
Road. Go .1 mile, our driveway is on the right between the Fire Station and Lucky 32 Restaurant.

For a map to our facility, go to the Council website at: <http://www.bsaonsc.org/servicecenter.htm>.

Old North State University

Saturday, February 21, 2009

Registration Form

Name _____

Address _____

City, State, Zip _____

Phone Contact Number _____

Email _____

District/Council _____







Position in Scouting _____





This form must be **filled out completely**.
For online registration go to www.bsaonsc.org.

Fill in the box for the sessions you wish to attend. Be sure to
check times on the other side of this form to be sure none of
your sessions overlap.

- New Leader Essentials
- Trek Safely/Climb on Safely
- Youth Protection Guidelines: Training for Adult Venturing
Leaders
- Adult CPR/First Aid Challenge (plan 45 min-1hr.)
- Safe Swim Defense/Safety Afloat
- Allergic Reaction/Epinephrine
- Webelos to Scout Transition
- Risk Zone
- Swim Check Supervisor Training
- What is a "Scouts Own" Service?
- Scouting Software
- Asthma/Asthma Inhaler
- Chartered Organization Representative Training
- Venture Leader Training
- Cub Scout/Boy Scout Paperwork
- Youth Protection Guidelines: Training for Volunteer
Leaders and Parents
- Owing Your Unit Membership
- Troop Committee Training

SESSION DESCRIPTIONS

For:	Description:
	What is a "Scouts Own" Service?: Learn how to provide a service that encompasses each individual Scout's own worship in accord with their religious beliefs, practices and commitments.
	Scouting Software: Learn about software that helps Scout leaders run a more effective program.
	Asthma/Asthma Inhaler: Learn to recognize the signs and symptoms of an asthma attack and assist with the use of an asthma inhaler.
	Chartered Organization Representative Training: An orientation course designed to familiarize Chartered Organization Representatives with Scouting's purpose, mission, structure, programs and more.
	Venture Leader Training: Provides an introduction to the new or potential adult Venture crew leader to the Venturing program by providing basic information needed to operate a crew successfully.
	Swim Check Supervisor Training: Provides the who, what, when, where and how for swim checks for Scouts and leaders.

For:	Description:
	Cub Scout/Boy Scout Paperwork: Learn about the paperwork needed for advancement, trip planning and other activities.
	Youth Protection Guidelines: Training for Volunteer Leaders and Parents: Provides leaders with basic information on youth protection issues relevant to Cub Scout and Boy Scout age youth.
	Owing Your Unit Membership: Learn about recruiting and retaining your Scouts.
	Troop Committee Training: Provides Troop Committee members with an introduction to the responsibilities, opportunities and resources that will ensure a successful troop leadership experience.

**Make checks payable to the
Old North State Council**
PO Box 29046
Greensboro, NC 27429

Course Fee	<input type="checkbox"/> \$6.00
CPR/First Aid/AED Challenge Fee	<input type="checkbox"/> \$10.00
Allergic Reaction/Epinephrine	<input type="checkbox"/> \$8.00
Total Due	